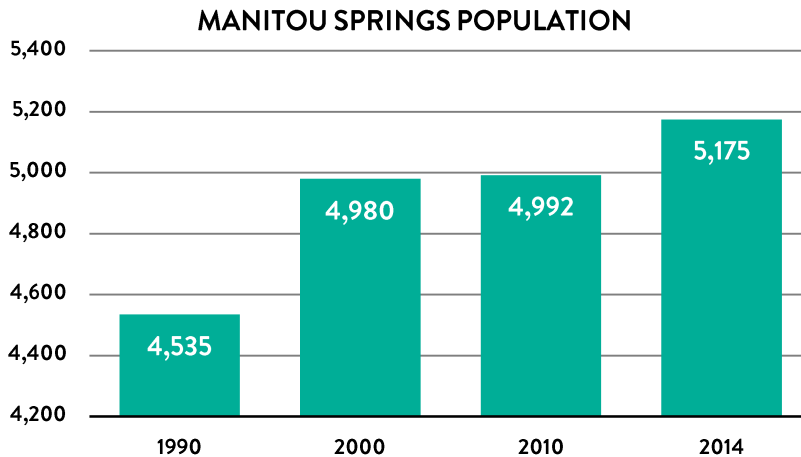




POPULATION & DEMOGRAPHICS

POPULATION



Source: US Census Bureau 5-year American Community Survey; Clarion Associates

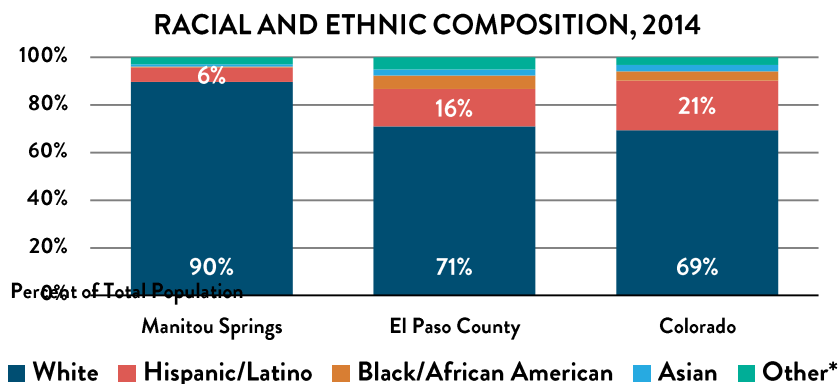
POPULATION GROWTH, 2000 - 2014		
	Total Growth Rate	Ann. Growth Rate
Manitou Springs	4%	0.3%
El Paso County	25%	1.6%
Colorado	21%	1.4%

Source: US Census Bureau 5-year American Community Survey; Clarion Associates

Future Growth: The Pikes Peak Area Council of Governments (PPACG) estimates that Manitou Springs will grow to **5,532 residents by 2040**, an increase of 357.

Seasonal Population: Due to visitors and tourists, the number of people in the City can increase by up to 15,000 people at points during summer months and special events, three-times the City's residential population.

RACE & ETHNICITY



*Includes American Indian/Native Alaskan, Native Hawaiians/Pacific Islander, Other, and Two or more race responses.

Source: US Census Bureau 5-year American Community Survey



TRENDS & KEY ISSUES

Slower Rates of Growth

Manitou Springs experienced a higher annual rate of growth between 1990 and 2000 (0.9%). Between 2000 and 2010, growth slowed to nearly 0%, then increased over the past 4 years to 0.4%. In the future, PPACG estimates the City will grow at 0.3% annually, a similar rate as over the previous 14 years.

A Growing Region

El Paso County has grown, and is expected to continue to grow, at a much faster rate than Manitou Springs. The County's population was 645,707 in 2014 and could grow to 972,887 by 2040, an annual growth rate of 1.6%.

Racial and Ethnic Diversity

Manitou Springs is less racially and ethnically diverse than the county or state. Minorities' share of the total population increased slightly since 2000, from 8% to 10% in 2014.

SOURCES

- US Census Decennial Census & 5-year American Community Survey
- Pikes Peak Area Council of Governments (PPACG)

TRENDS & KEY ISSUES

Aging Population

The percentage of the City’s population above the age of 60 has grown at a much faster rate than the population as a whole—increasing at an average annual rate of 4.2% (compared to 0.3% for the total population). Both the County and state had younger median ages than the Manitou Springs in 2014, and the City had a larger proportion of population over 65 that same year.

Youths & Millennials

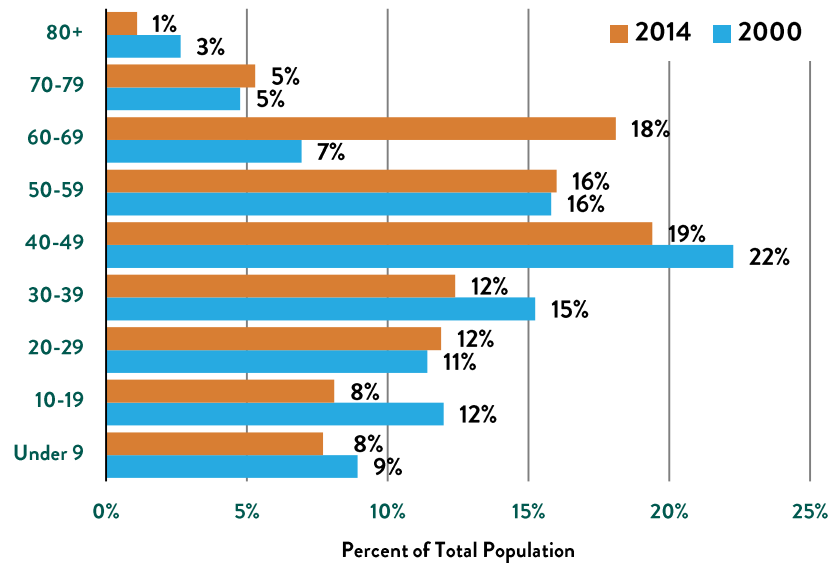
The percentage of youth under 18 living in Manitou Springs has declined since 2000, reflecting similar trends in the County and state. However, the share of residents between the ages of 20 and 29 increased slightly between 2000 and 2014, suggesting Manitou is an attractive place to live for this age group (commonly known as millennials).

Loss of Families with Children

While the percentage of family households in the City dropped by just two percentage points between 2000 and 2014, there have been significant changes in the composition of families. The total number of family households with children dropped by over 50% between 2000 and 2014, even though the total number of family households increased by 1% over the same period.

AGE

MANITOU SPRINGS POPULATION BY AGE GROUP



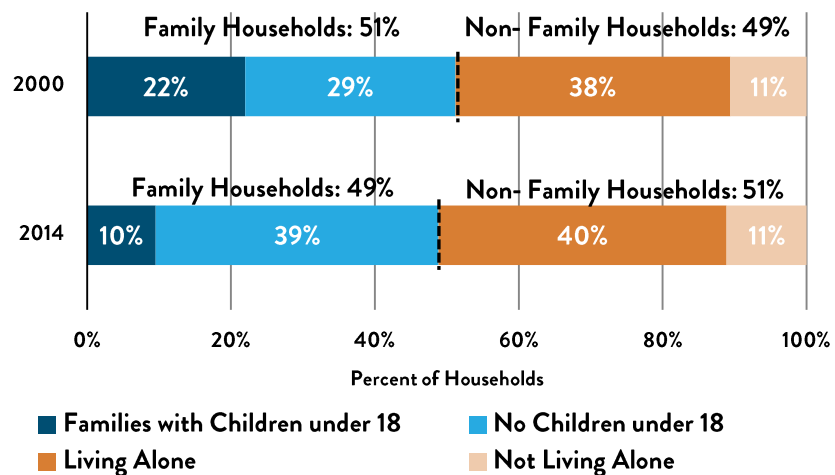
Source: US Census Bureau Decennial Census & 5-year ACS

AGE COMPOSITION COMPARISONS: 2000 & 2014

	Manitou Springs	El Paso County	Colorado
Median Age, 2000	41.2	33.0	34.3
Median Age, 2014	44.7	33.6	36.2
% Under 18, 2000	18.6%	27.6%	25.6%
% Under 18, 2014	14.3%	25.6%	23.8%
% 65+, 2000	10.3%	8.7%	11.8%
% 65+, 2014	12.8%	10.7%	9.7%

Source: US Census Bureau Decennial Census & 5-year ACS

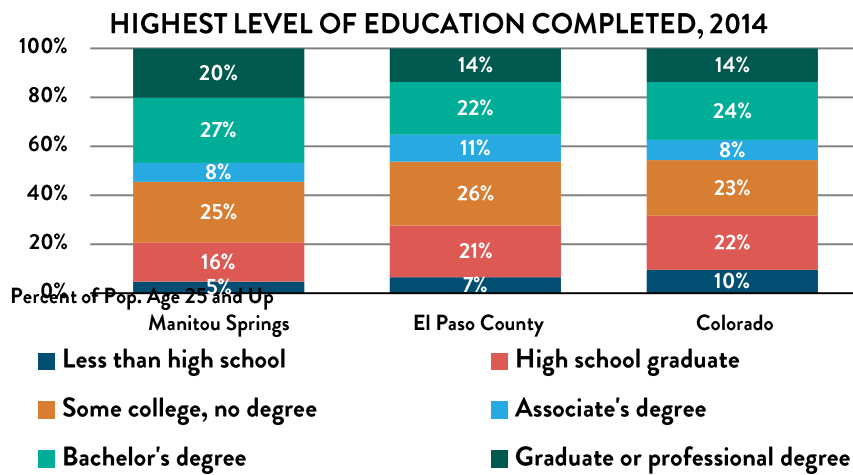
HOUSEHOLD COMPOSITION



Source: US Census Bureau Decennial Census & 5-year ACS

For more information please refer to Plan Manitou, the City’s Master Plan process: www.planmanitou.com
 Or contact the Planning Department: [719-685-4398](tel:719-685-4398)

EDUCATIONAL ATTAINMENT



Note: Calculated for population over 25 only.
 Source: US Census Bureau 5-year ACS

RELATED PLANS & STUDIES

- [Manitou Springs Forward: A Vision and Planning Guide](#)
- [Moving Forward – Pike Peak Area Council of Governments, 2040 Regional Transportation Plan](#)

TRENDS & KEY ISSUES

Well-Educated Population

Compared to the County and the state, a larger percentage of residents in Manitou Springs over the age of 25 received a bachelor's degree or higher (47%) in 2014. The City also had a lower percentage of residents who had not received a high school diploma or equivalent qualification. The generally high educational attainment of residents helps to explain why so many commute outside of Manitou Springs for work, as most jobs available in Manitou Springs are in the tourism and service industries and typically do not require workers to have high levels of educational attainment.

Changing Needs of Population

While it is hard to predict what the age distribution of our population will look like in 20 years, past trends suggest that this population will continue to grow at a faster pace than the overall population. An aging population will mean that the City is likely to have to provide more services, programs, and amenities that are oriented to older adults. In addition, assisted living facilities, and other living situations will be important to plan for and encourage within the City if existing residents would like to continue to live in Manitou Springs as they age.